


Optional 8-port 6Gb/s mini-SAS or SATA backplane




Easy-swap 7-slot or 3-slot (option) rear window



Hot-swap fan module



Air baffle to prevent air circulation




Tool-less 2.5" HDD mounting kit



Information tag



Hot-swap HDD tray for 2.5" and 3.5" HDDs



### Features & Benefits

- Optional 8-port 6Gb/s mini-SAS or SATA backplane
- Backplanes with smart PWM fan control
- Hot-swap middle fans and air flow management
- Easy-swap slot area of rear window for 3 or 7 slots configuration
- Front access info tag as memo
- Internal 2x2.5" HDD bays for OS drive mirroring



### Specification

Model Name	• RM23608
M/B Form Factor	• EEB (12" x 13")
Dimension (D x W x H)	• 660x430x88(mm), 26"x16.9"x3.5"
Drive Bay	• 8x 3.5" Hot-swap, 1x Slim ODD, 2x 2.5" Internal HDD
PSU Form Factor	• 2U Single or Redundant
Indicator	• 1x Power Status, 1x HDD Activity • 2x LAN Activity
Front Control	• Power On/Off, • System Reset, 2x USB 2.0
Cooling Fan	• Middle: 3x 80mm (T=25mm), PWM • Rear: 2x 40mm (Option)
Slot Opening	• 7x Low Profile or 3x Full Height (option)
HDD Backplane	• 6Gb/s SATA/SAS or Mini-SAS
Metal Thickness	• 1.2mm
Net Weight	• 11 kg
Gross Weight	• 12.7 kg
Front Bezel	• Option
Cubic Feet	• 4.98
Container Info.(Single Packing)	• 20':314, 40':638, 40'H:690

### Optional Items

	Order Code	Description
Cable	26H12323601A0	SFF-8087 to 4x SATA Ports, 600mm
	83H263215-006	4pcs, SATA, 560mmx2+700mmx2
Slide Rail	84H321710-041	26", New EZ-Mount, Tool-less
	84H341300-002	20", For 2U/3U/4U
PSU Bracket	84H323610-005	P2G-6510P and YM-7501/5601
	84H323610-007	R2W-6500V and C2W Series
	84H323610-008	R21S7871A and R21S7551A Series
PSU	32H151002-002	510W, 2U Single, P2G-6510P, P24/P8
	32H2062000202	620W, 1+1 Redundant, C2W-5620V, PMbus V1.1
	32H2082000202	820W, 1+1 Redundant, C2W-5820V, PMbus V1.1
	32H282022-001	820W 1+1 Redundant, YH-5821, 80+, with PSU Bracket, P24/P8/P8/P4
PCB	84H331410-025	Chassis management, Fan/PSU/HDD Temperature

### Order Information

Order Code	M/B	Backplane	Cooling Fan(mm)	PCI Slot	PSU	Slide Rail
RM23608T2-L	12"x13"	6Gb/s SATA	3x8025	7 x LP	Option	Option